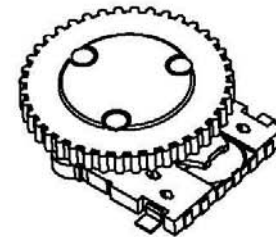
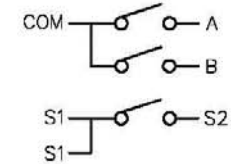
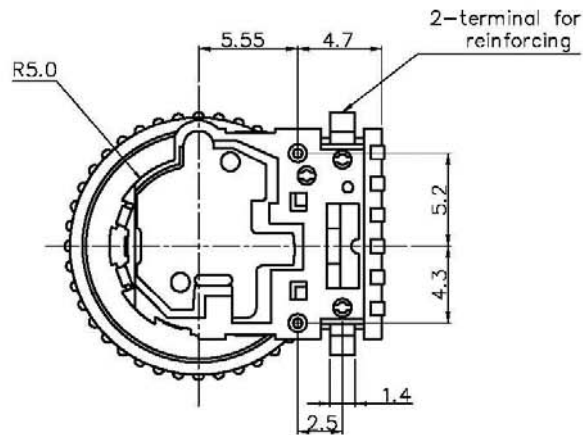
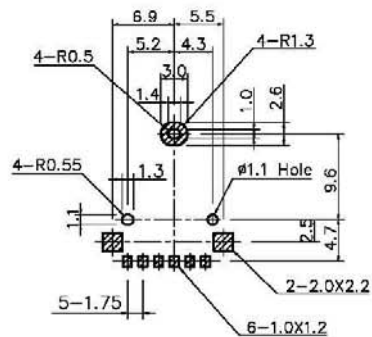


### Circuit diagram



### P.C.B Mounting pattern Dimension



### SPECIFICATIONS

ITEM	ENCODER	TACT SW
Rating	10V DC 1mA	12V DC 50mA
Circuit	15pulse	1C-1P
Contact Resistance	1Ω Max.	100mΩ Max.
Operating Life	100,000T	100,000cycles
Operating Force	1~8mN.m	500 ±170gf

Basic Dimensions		Tolerances						모사/Description							
Up To 10	±0.3							설계/Designed	검토/Checked	승인/Approved	단위/Unit	FK Industrievertretungen Kobler Elektronische Bauelemente Baugruppen Tel.: +49(0)7428-917310 E-mail: info@fk-industrie.de http://www.fk-industrie.de			
Above 10 To 100	±0.5							축적/Scale	등각/Angle		mm				
Above 100	±0.8							N/S							
Angular Dimensions	±3°	변경부호/ Rev.Mark		Revision note	Design	Check	Appr.	Document No.	E1511	Model Name	Encoder switch	Part Name	E 1511		