



16mm Rotary type Encoders



Part Number

ED1612 – 24P – 24C – 25 F

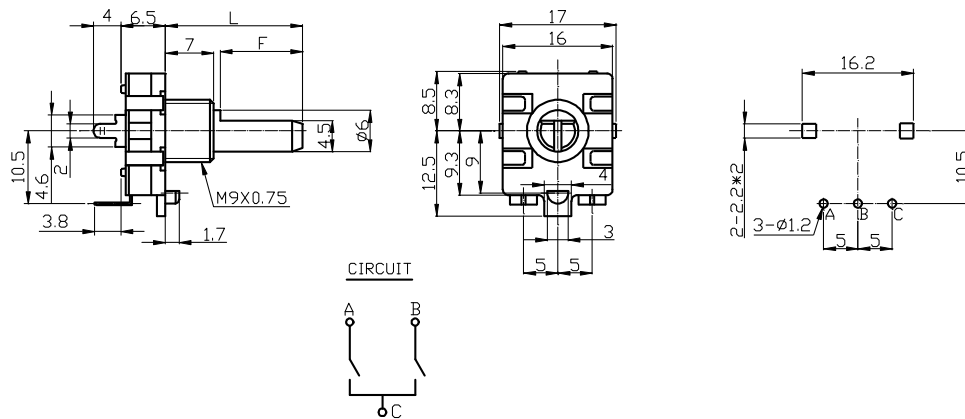
↓ Pulses

↓ Clicks

↓ Shaft length

↓ Shaft typ

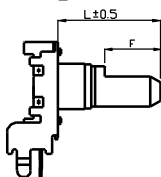
Dimensions



Available Clicks	0 clicks		12 clicks	24 clicks
Available Pulses	12 pulses	24 pulses	12 pulses	24 pulses

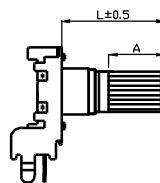
Shaft Type

F-TYPE



L	15	20	25	30
F	7	12	12	12

KC-TYPE



L	15	20	25	30
A	7	10	12	12



16mm Rotary type Encoders

1. Electrical Characteristics

Power Rating	DC 5V 0.5mA
Insulation Resistance	More than 10 MΩ at DC 50V 1 Minute
Withstand Voltage	1 Minute at AC 50V
Sliding Noise	T2≤2mS (Test conditons:360°/S) Using the C/R filter circuit is Recommended
Resolution	• 12 • 24 Pulses/360° for each phase /360°
Phase Difference	$\Delta T=0.25\pm 0.17T$
Output Signal and Rotational Direction	C.W direction A Signal OFF ON B Signal OFF ON
Working Temperature	-10°C ~ 70°C
Storage Temperature	-40°C ~ 85°C

2. Mechanical Characteristics

Total Rotational Angle	360°
Rotational Torque	30~ 200gf.cm Shaft Rota table at-10 °C ~ 5 °C
Shaft Push-Pull Strength	• With switch 5.1 Kgf.cm • on without switch 10 Kgf.cm
Number and Position Detent	• 12 detents (Step angle:30°±3°) • 24 detents (Step angle:15°±3°)
Rotational Life	30,000 Cycles Min. at a speed of 600cycles/H
Resistance To soldering Heat	Manual Soldering: Less than 300°C and quicker than 3 seconds.