



## 9mm Ultra Thin Micro Rotary Potentiometers

### R09A

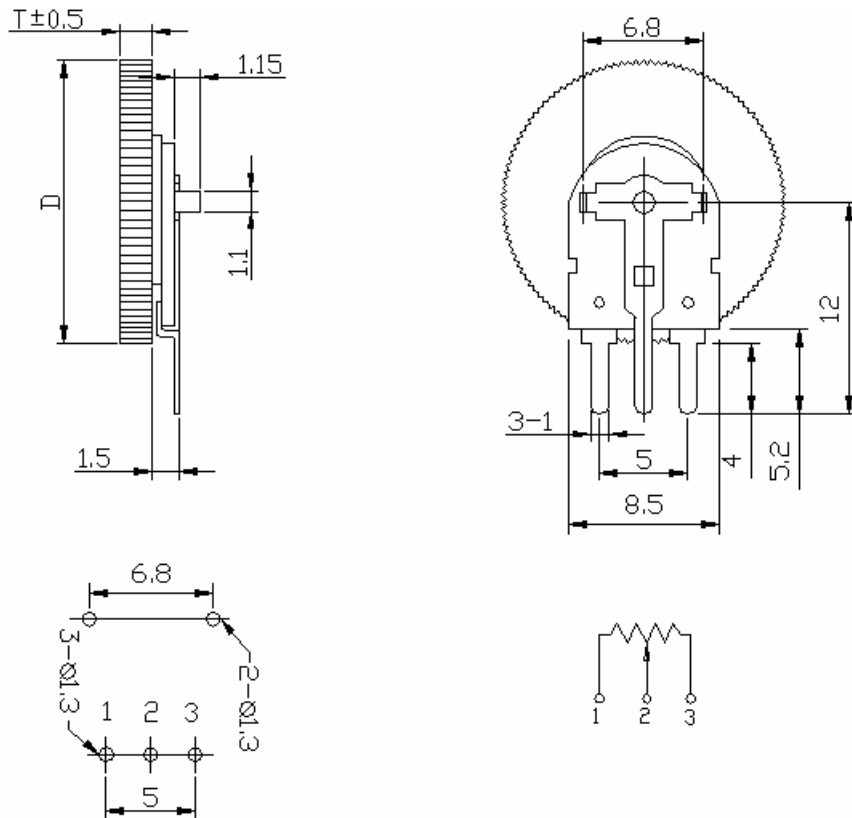


### Part Number

**R09A - B**   **50K** / **φ10** x **1.8**

Taper   Resistance Value   Knob Thickness (T)  
Knob Diameter (D)

### Dimensions



# 9mm Ultra Thin Micro Rotary Potentiometers

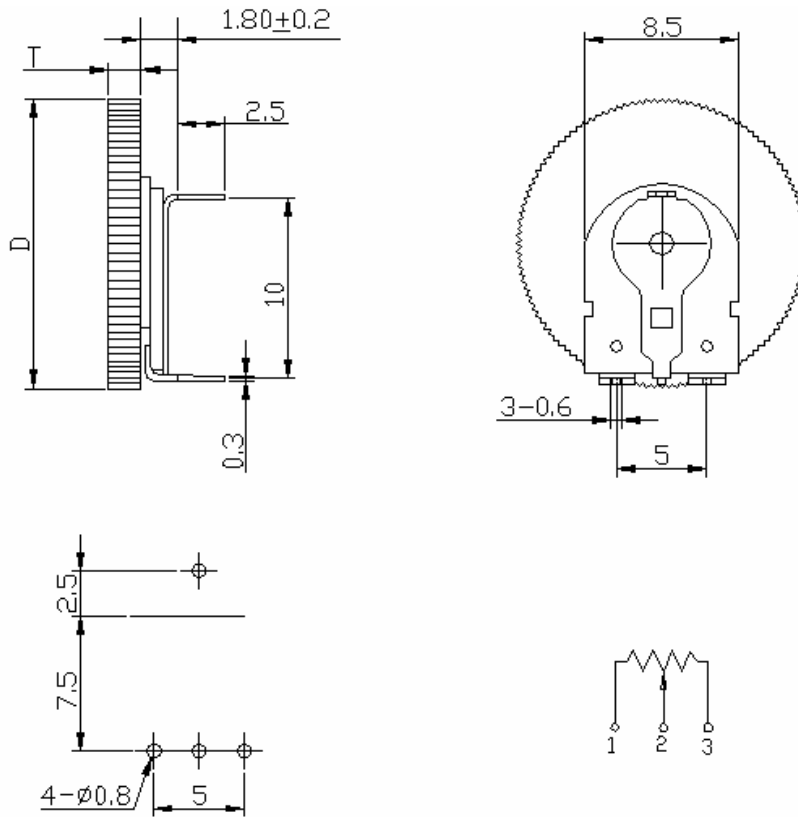
## R09B



### Part Number

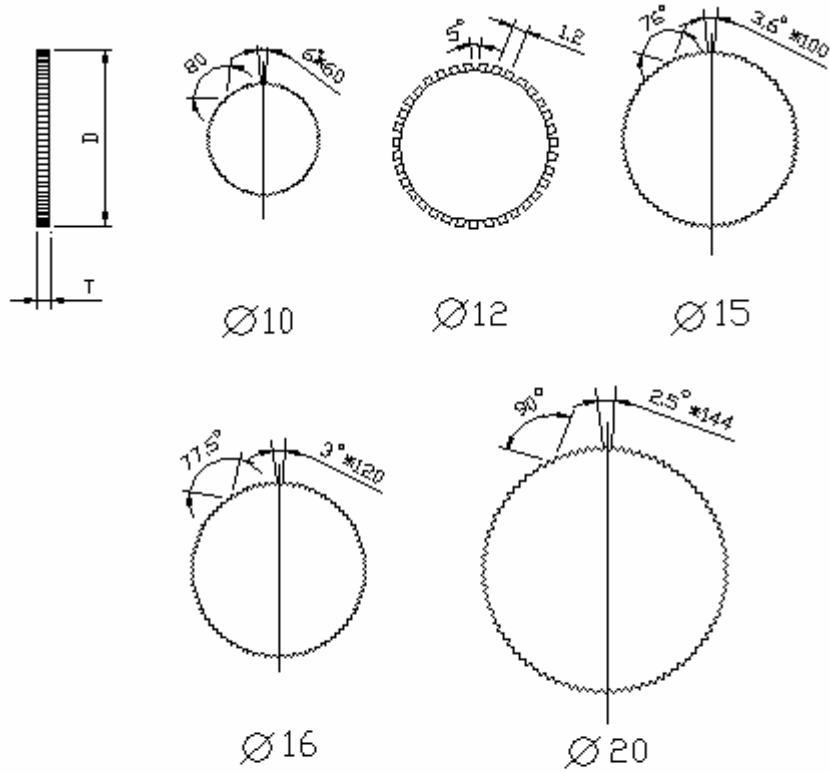
**R09B - B** / **50K** / **φ10** x **1.8**  
↓ Taper      ↓ Resistance Value      ↓ Knob Thickness (T)  
↓ Knob Diameter (D)

### Dimensions



# 9mm Ultra Thin Micro Rotary Potentiometers

## Shaft Type



(Unit:mm)

D	Ø 10	Ø 12	Ø 15	Ø 16	Ø 20
T	1.8	1.9	0.9	1.9	3.0

# 9mm Ultra Thin Micro Rotary Potentiometers

## Electrical Characteristics

Total Resistance	500Ω ~ 1MΩ			
Total Resistance Tolerance	± 20%			
Resistance Taper	A. B. C. D. Taper			
Resistance Taper Characteristics	A50%	B50%	C50%	D50%
	15-25%	40-60%	75-85%	6-15%
Residual Resistance	$R \geq 250K\Omega$ 0.1%			
	$250K\Omega > R > 10K\Omega$		10ΩMax. ( between Term. 1, 2)	
	$10K\Omega \geq R$		20ΩMax. ( between Term. 1, 2)	
Rated Power	0.05 W			
Max. Operation Voltage	DC 30 V			
Noise	70 mV Max.			
Insulation Resistance	DC 100V 100MΩ			
Withstand Voltage	1 minute at AC 100V			
Rotational Lift	10,000 Cycles			

## Mechanical Characteristics

Total Rotational Angle	220±5°
Operating Force	10 ~ 150gf.cm
Stopper Strength	1.0 kgf.cm max.
Shaft Push-Pull Strength	0.2 kgf.cm Max.
Soldering Heat	300°C , 3 sec ( only for hand-soldering )