

LPA0861  M  —  —  —  A  B  A1  B1

(1):Series No. (1) (2) (3) (4) (5) (6) (7)

(2):Terminal Type

	B	S	V
90°	180°	Wire Soldering	Height=24.5mm

(3):Metal Shielding

Without Shielding	With Shielding	M
-------------------	----------------	---

(4):Optional Plastic Material Code

3	5
Sn/Cu	Gold 2u"

(6):Bushing Plating

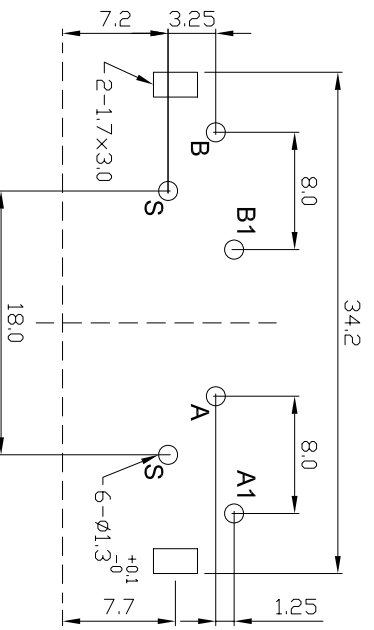
2	5
Nickel	Gold 2u"


(7):Insulator Color Code:(A → B → A1 → B1)

1	2	3	4	5
Black	Red	White	Yellow	Blue
6	7	8	9	
Gray	Green	Orange	Brown	

CIRCUIT		WASHER COLOR	
A1	B1	A1	B1
A		B	
6	HOLD COVER	2	P.B.S
5	EARTH TERMINAL	2	BRASS
4	TIP	4	BRASS
3	WASHER	4	NYLON66 94V/2
2	COVER	2	PBT-94V0 G15
1	BASE	1	PBT-94V0 G15
NO	PART NAME	QTY	MATERIAL
			PLATED
			REMARK

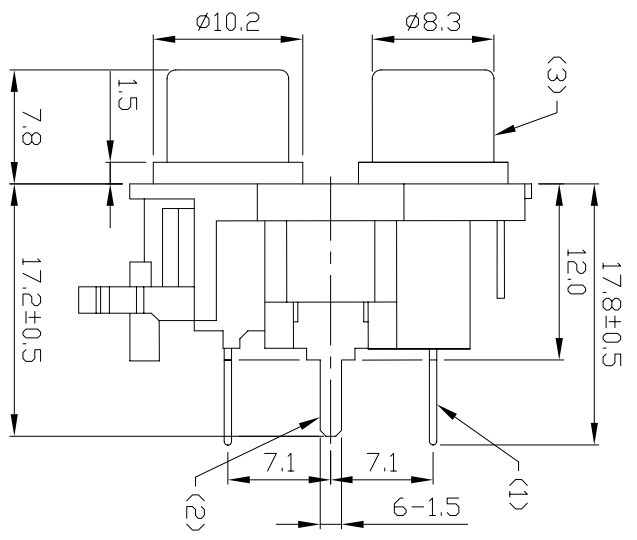
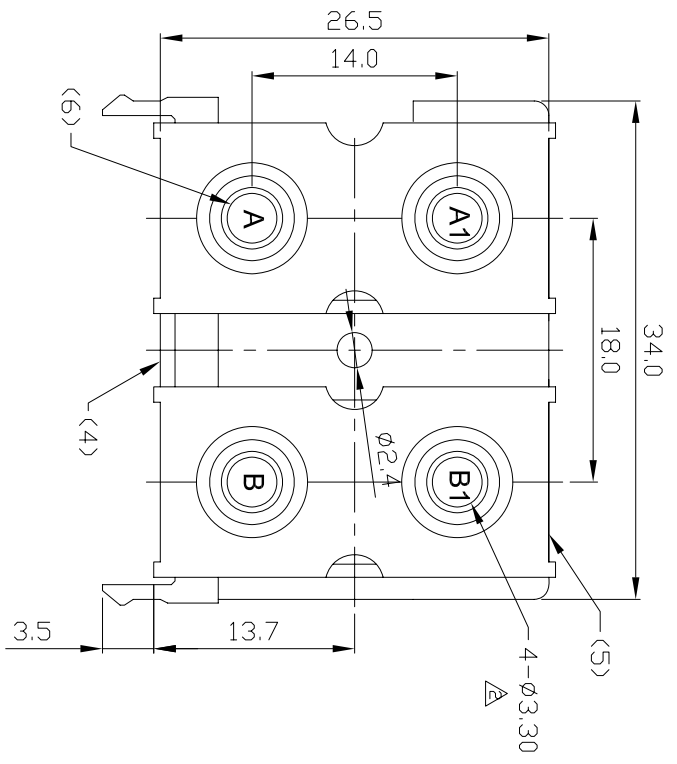
P.C.B LAYOUT(±0.1)  
(BOTTOM VIEW)



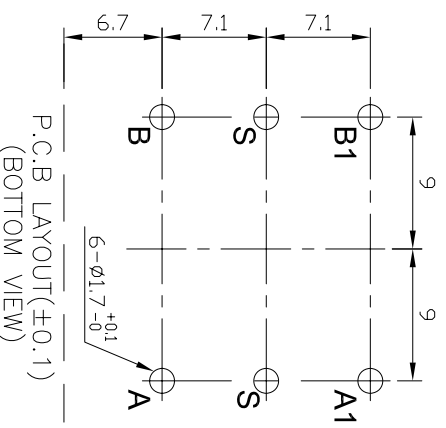
		TOLERANCE	
		X	±0.5
X	±0.3	Material	
X.XX	±0.15	Thickness	
X.XX	±0.15	Disposal	
		UNIT	SCALE
		mm	2:1
		Part Name	RCA JACK
		Part No.	LPA0861M-32-
		Date	11/04/05
		Draw	CHECK
		Chris	Ken
		Rev	E
		Approve	Ken

LIH SHENG PRECISION INDUSTRIAL CO., LTD.

HISTORY X-COUNT	DATE	ECON NO.	REV.	REVISION	SIGN.
△ x1	17/Jan/07	N200701002	B	鍍片直徑尺寸變更・11.0mm改為10.5mm・	Chrs
△ x7	27/MAR/07		C	修改鍍片尺寸・	Chrs
△ x1	05/MAY/08	N200805001	D	變更孔距公差・3.25mm改為3.50mm・	Chrs
△ x1	02/DEC/09	N200912001	E	增加零件標示・	Chrs



CIRCUIT		WASHER COLOR	
A1	B1	A1	B1
A	B	A	B



NO	PART NAME	QTY	MATERIAL	PLATED	REMARK
1	TIP	4	BRASS		
2	EARTH TERMINAL	2	BRASS		
3	BUSHING	4	IRON SHEET		
4	BASE	1	PBT-94V0 G15		BLACK
5	COVER	2	PBT-94V0 G15		BLACK
6	WASHER	4	NYLON66 94V2		

HISTORY X.COUNT	DATE	ECON NO.	REV.	REVISION	SIGN.
△ x1	06/27/08	B	B	圖面重繪	CHRIS
	05/MAV/08	K200805001	C	變更孔徑公差: 3.25mm改為3.30mm。	CHRIS

LPA0861 B □ □ □ □ □ □ □ □ □ □ A B A1 B1  
 (1) (2) (3) (4) (5) (6) (7)

(1): Series No.

(2): Terminal Type

Terminal Type	Wire Soldering	Height=24.5mm
B	S	V
90°	180°	

(3): Metal Shielding

Metal Shielding	Without Shielding	With Shielding
M		

(4): Optional Plastic Material Code

(5): Terminal Plating

Terminal Plating	Code
3	5
Sn/Cu	Gold 2u"

(6): Bushing Plating

Bushing Plating	Code
2	5
Nickel	Gold 2u"

(7): Insulator Color Code: (A → B → A1 → B1)

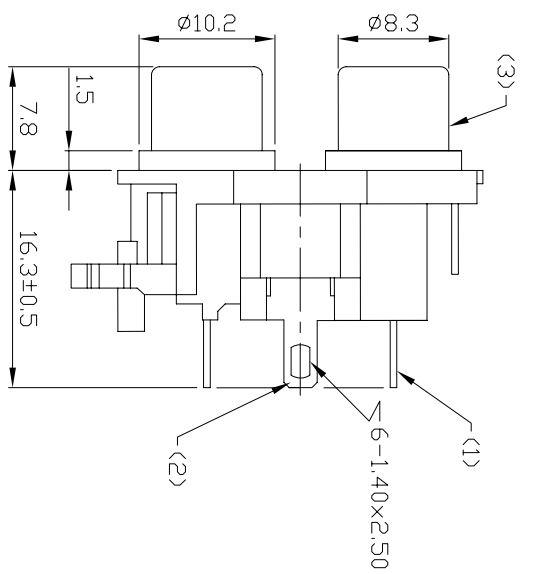
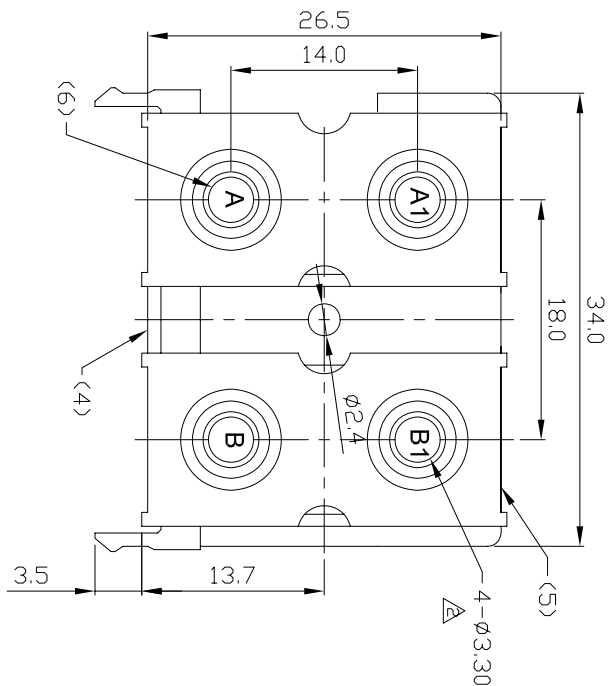
Insulator Color Code	Code			
1	2	3	4	5
Black	Red	White	Yellow	Blue
6	7	8	9	
Gray	Green	Orange	Brown	



LIH SHENG PRECISION INDUSTRIAL CO., LTD.

TOLERANCE	Material	PART NAME	RCA JACK
X: ±0.5	Thickness	PART NO.	LPA0861B-32-
X:X ±0.3	Disposal	DATE	11/04/05'
X:XX ±0.15	UNIT	SCALE	DRAW
	mm	2:1	Chris
			Jacky
			Ken

HISTORY X-COUNT	DATE	ECON NO.	REV.	REVISION	SIGN.
△	06/27/08		B	圖面重繪	CHRIS
△ x1	05/MAY/08	N200805001	C	變更孔距公差: 3.25mm改為3.30mm	CHRIS



LPA0861  S  △  —  —  —  A  B  A1  B1

(1) (2) (3) (4) (5) (6) (7)

(1): Series No.

(2): Terminal Type

Terminal Type	Wire Soldering	Height=24.5mm
90°	B	S
180°	Without Shielding	V

(3): Metal Shielding

Metal Shielding	Shielding
Without Shielding	Without Shielding
With Shielding	M

(4): Optional Plastic Material Code

(5): Terminal Plating

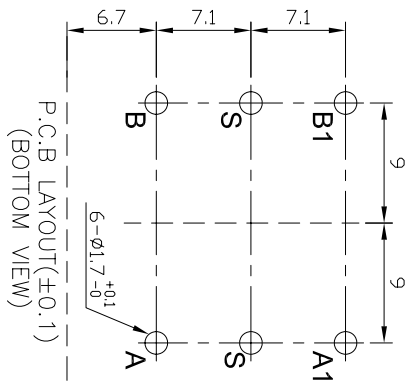
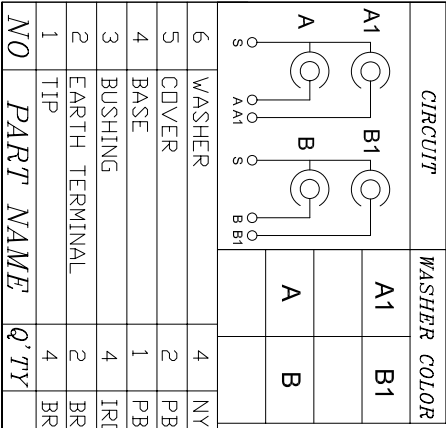
Terminal Plating	Material
3	Sn/Cu
5	Gold 2u"

(6): Bushing Plating

Bushing Plating	Material
2	Nickel
5	Gold 2u"

(7): Insulator Color Code: (A → B → A1 → B1)

Insulator Color Code	Color
1	Black
2	Red
3	White
4	Yellow
5	Blue
6	Gray
7	Green
8	Orange
9	Brown



NO	PART NAME	Q'ty	MATERIAL	PLATED	REMARK
1	TIP	4	BRASS	Sn/Cu	
2	EARTH TERMINAL	2	BRASS	Sn/Cu	
3	BUSHING	4	IRON SHEET	NICKEL	
4	BASE	1	PBT-94V0 G15	BLACK	BLACK
5	COVER	2	PBT-94V0 G15		BLACK
6	WASHER	4	NYLON66 94V2		

LIH SHENG INDUSTRIAL CO., LTD.

PRECISION INDUSTRIAL CO., LTD.

TOLERANCE	Material	PART NAME
X: ±0.5	Thickness	PART NO.
X.X: ±0.3	Disposal	DATE
X.XX: ±0.15	UNIT	SCALE
	mm	1:1

Material	Material	PART NAME
RCA JACK <td>LPA0861S-32-</td> <td>REV: C</td>	LPA0861S-32-	REV: C
Jacky	Ken	APPROVE