Schieberausführungen für Schiebepotentiometer <Übersicht>

Potentiometer Serie „Low Profile Master“
SL45/60/100 81N/G
SL45/60/100 91N/G

Type of Lever 軸心種類

形式 Configuration code		B	D	A	H
尺寸 Dimensions		t=1.2 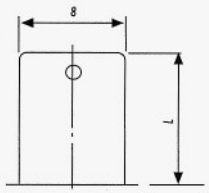	t=1.2 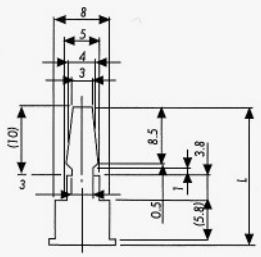	t=1.2 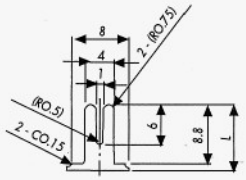	t=1.2 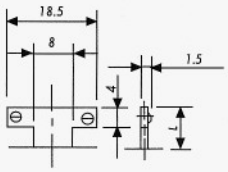
長度 Length	91	8,10,12,20	15, 20	10	8.0
	81	8,10,12,20	15, 20	10, 20	8.0

Normal Series Metal Shaft Slide Potentiometer

Terminal Style

TYPE	Solder Type	P.C.B Type	
Dimensions	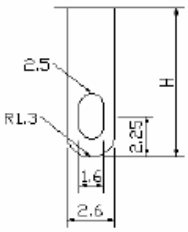	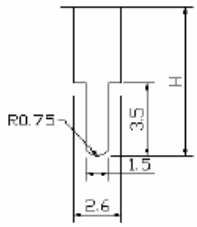	
SL45V SL60V SL100V	Length(H)=7.5	Length(H)=7.5	Length(H)=8.5

A. Shaft Illustration (All in Metal Type)

MATERIAL	SL45V SL60V SL100V			
LEVER TYPE	A-TYPE	C-TYPE	AC-TYPE	BH-TYPE
DIMENSIONS	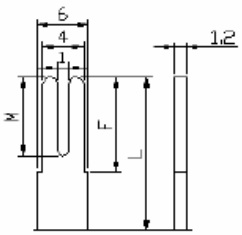	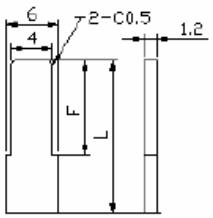	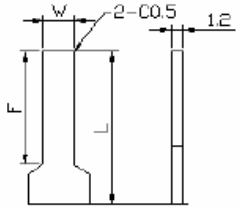	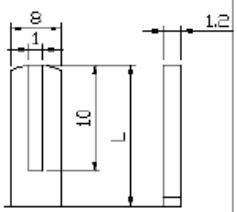
LENGTH(L)	L 10 15 20 25 31 F 7 10 10 10 10 M 6 7 7 7 7	L 10 15 20 25 27 8.5 F 7 10 10 10 10 5	L 8.5 10 F 7 10 W 4 5	L 15 20

MATERIAL	SL45V SL60V SL100V			
LEVER TYPE	B-TYPE	AH-TYPE	D-TYPE	AF-TYPE
DIMENSIONS	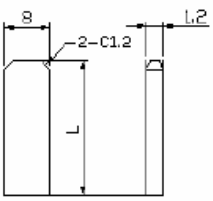	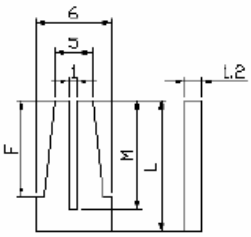	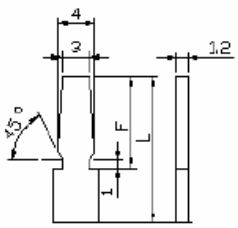	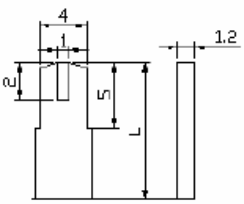
LENGTH(L)	L 7 8 10 25	L 16 10 20 F 11 5 12 M 11 5 10	L 15 20 25 F 10 10 10	L 10

B. Dust-Proof is Available

Standard Type Metal and Plastic Shaft Slide Potentiometers

Shaft Type

Insulated Lever

MATERIAL	INSULATED LEVER																		
LEVER TYPE	C-TYPE							CA-TYPE							B-TYPE						
DIMENSIONS	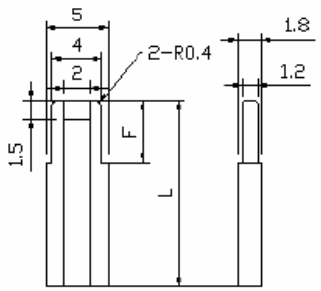							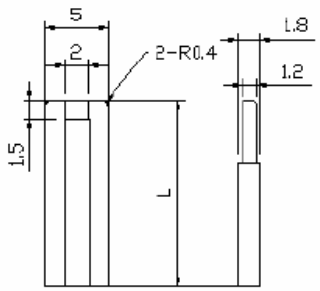							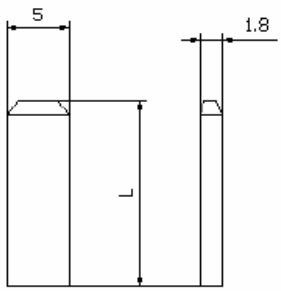						
LENGTH(L)	L	5	10	12.5	15	18	20	L	5	10					L	10					
	F	5	5	5	5	5	5														

Metal Lever

MATERIAL	METAL LEVER																					
LEVER TYPE	A-TYPE						D-TYPE						C-TYPE						B-TYPE			
DIMENSIONS	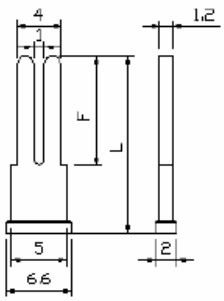						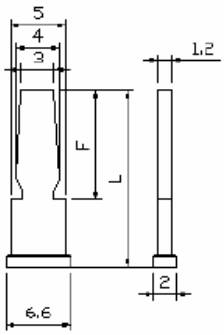						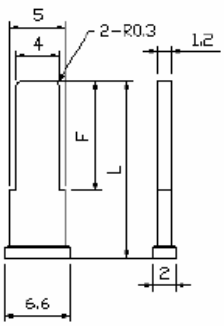						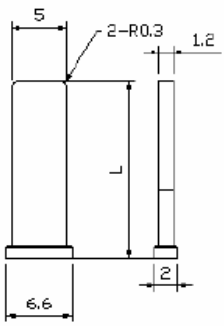			
LENGTH(L)	L	10.4					L	10	15	20	25		L	10	15	20	25	17.3	L	10	15	
	F	7					F	7	10	10	10		F	7	10	10	10	10				