



Micro Series Slide Potentiometers

SL-05G

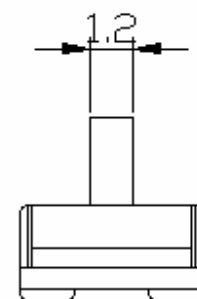
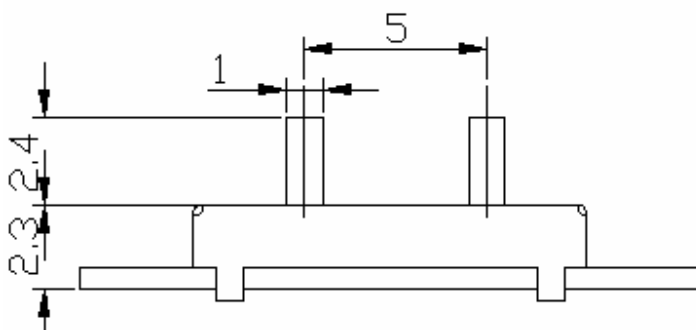
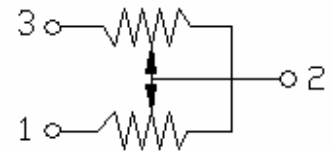
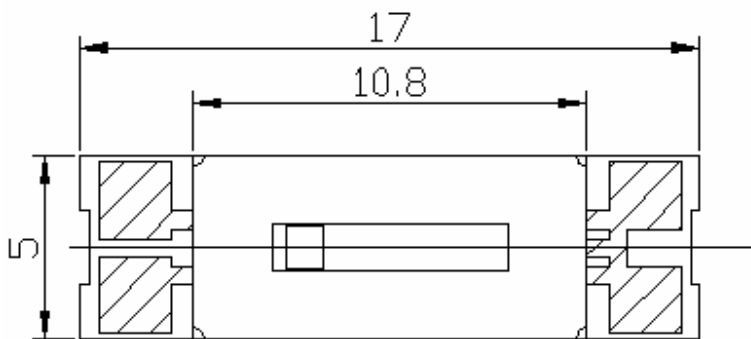


Part Number

SL-05G - B 50K, L - 20 C

↓ Taper ↓ Resistance Value ↓ Shaft Length ↓ Shaft Type

Dimensions



Micro Series Slide Potentiometers

Electrical Characteristics

Total Resistance	500Ω~500KΩ				
Total Resistance Tolerance	± 20%				
Resistance Taper	A. B. C. D. W. Taper				
Resistance Taper Characteristics	A50%	B50%	C50%	D50%	W50%
	15-25%	40-60%	75-85%	2-15%	45-55%
Rated Power	B Taper: 100V 0.015 W; Other Taper 50V 0.01 W				
Residual Resistance	R ≧ 250KΩ 0.1%				
	250KΩ > R > 10KΩ		20ΩMax. (between Term. 1, 2)		
	10KΩ ≧ R		20ΩMax. (between Term. 2, 3)		
Gang Error	-40 ~ 0db ≦ 4 db				
Noise	100mV Max.				
Insulation Resistance	More than 50MΩat DC 100V				
Withstand Voltage	1 minute at AC 250V				
Sliding Life	5,000 Cycles				

Mechanical Characteristics

Overall Travel	5 mm ± 0.5 mm
Stopper Strength	2.5 kgf.cm max. / 3 sec.
Operating Force	10 ~ 100gf.cm
Lever Push-Pull Strength	25 N (2.5 kgf.cm max./10 sec.)
Lever Wobble	2(2*L)/25 mm max. (L:lever length both side)

Bending Moment	25mN.m (250gf.cm)
Soldering Heat	300°C, 3s. (Only for Hand-Soldering)
Lever Deviation	0.5 max. (one side)